

Clearinghouse Rule 95-099

95-099




State of Wisconsin \ DEPARTMENT OF NATURAL RESOURCES

Tommy G. Thompson, Governor
George E. Meyer, Secretary

Box 7921
101 South Webster Street
Madison, Wisconsin 53707-7921
TELEPHONE 608-266-2621
FAX 608-267-3579
TDD 608-267-6897

STATE OF WISCONSIN)
)
DEPARTMENT OF NATURAL RESOURCES) SS



TO ALL TO WHOM THESE PRESENTS SHALL COME, GREETINGS:

I, George E. Meyer, Secretary of the Department of Natural Resources and custodian of the official records of said Department, do hereby certify that the annexed copy of Natural Resources Board Order No. FR-30-96 was duly approved and adopted by this Department on July 24, 1996. I further certify that said copy has been compared by me with the original on file in this Department and that the same is a true copy thereof, and of the whole of such original.

IN TESTIMONY WHEREOF, I have hereunto set my hand and affixed the official seal of the Department at the Natural Resources Building in the City of Madison, this 7th day of September, 1996.

George E. Meyer
George E. Meyer, Secretary

(SEAL)



11-1-96

ORDER OF THE STATE OF WISCONSIN
NATURAL RESOURCES BOARD
REPEALING AND RECREATING RULES

IN THE MATTER of repealing and recreating)
ss. NR 46.30(2)(a) to (c) of the Wisconsin) FR-30-96
Administrative Code pertaining to the)
administration of the Forest Crop Law and)
the Managed Forest Law.)

Analysis Prepared by the Department of Natural Resources

Statutory authority: ss. 77.06(2), 77.91(1) and 227.11(2)(a), Stats.
Statutes interpreted: ss. 77.06(2) and 77.91(1).

Annual Stumpage Rate Adjustments: For purposes of the Forest Crop Law and The Managed Forest Law, this rule repeals and recreates s. NR 46.30(2)(a) to (c) to revise annual stumpage values used to calculate severance and yield taxes due on timber cut during the period from November 1, 1996 through October 31, 1997. Twelve separate zones reflect varying stumpage values for different species and products across the state. The average price change for sawtimber is a 11.5% increase over current rates. The pulpwood proposed prices are, on the average, 32.4% higher compared to current prices.

SECTION 1. NR 46.30(2)(a) to (c) are repealed and recreated to read:

(see attached pages)

**NR 46.30(2)(a) Logs (stumpage value per thousand board feet measurement by the Scribner Decimal C log rule).
1997 Rates - Effective Nov. 1, 1996**

	ZONES					
	1 SOUTHERN	2 GREEN BAY	3 MARINETTE	4 BLACK RIVER FALLS	5 LA CROSSE	6 EAU CLAIRE
Cedar	113.00	116.00	112.00	111.00	NA	111.00
Fir	NA	43.00	43.00	43.00	NA	43.00
Hemlock	NA	55.00	55.00	37.00	NA	37.00
Pine						
Jack	39.00	39.00	39.00	39.00	16.00	16.00
Red	72.00	128.00	119.00	122.00	109.00	72.00
White	72.00	110.00	105.00	132.00	47.00	136.00
Spruce	64.00	55.00	55.00	70.00	64.00	64.00
Tamarack	12.00	12.00	12.00	12.00	12.00	12.00
Aspen	81.00	54.00	42.00	42.00	50.00	47.00
Ash	181.00	150.00	172.00	122.00	139.00	117.00
Basswood	180.00	180.00	185.00	111.00	146.00	131.00
Birch						
White	127.00	57.00	111.00	79.00	82.00	100.00
Yellow	157.00	130.00	130.00	147.00	147.00	147.00
Elm	88.00	110.00	110.00	100.00	89.00	86.00
Maple						
Sugar	225.00	220.00	291.00	127.00	225.00	185.00
Other	175.00	120.00	141.00	99.00	136.00	124.00
Oak						
Red	300.00	280.00	334.00	288.00	350.00	300.00
White	211.00	128.00	201.00	146.00	120.00	144.00
Other	155.00	120.00	184.00	113.00	110.00	90.00
Other Hardwood	200.00	74.00	148.00	105.00	96.00	138.00
Black Walnut	700.00	NA	NA	715.00	650.00	715.00

	ZONES					
	7 WOODRUFF	8 ANTIGO	9 WISCONSIN RAPIDS	10 BRULE	11 CUMBER- LAND	12 PARK FALLS
Cedar	125.00	125.00	125.00	50.00	50.00	50.00
Fir	43.00	43.00	NA	43.00	43.00	43.00
Hemlock	31.00	31.00	NA	37.00	37.00	37.00
Pine						
Jack	39.00	39.00	39.00	16.00	39.00	39.00
Red	125.00	143.00	87.00	150.00	90.00	67.00
White	105.00	116.00	115.00	150.00	100.00	118.00
Spruce	70.00	70.00	65.00	54.00	36.00	68.00
Tamarack	12.00	30.00	12.00	12.00	12.00	12.00
Aspen	61.00	70.00	70.00	25.00	40.00	24.00
Ash	164.00	162.00	150.00	159.00	60.00	92.00
Basswood	232.00	161.00	116.00	150.00	110.00	88.00
Birch						
White	154.00	114.00	146.00	107.00	65.00	43.00
Yellow	148.00	95.00	148.00	162.00	80.00	94.00
Elm	200.00	200.00	200.00	114.00	114.00	114.00
Maple						
Sugar	278.00	185.00	238.00	210.00	112.00	104.00
Other	158.00	125.00	141.00	131.00	85.00	55.00
Oak						
Red	273.00	300.00	314.00	263.00	317.00	218.00
White	NA	207.00	207.00	127.00	110.00	56.00
Other	NA	330.00	125.00	150.00	46.00	73.00
Other Hardwood	186.00	120.00	177.00	132.00	81.00	97.00
Black Walnut	NA	NA	NA	NA	NA	NA

NA - Not Applicable - This species/product is not normally harvested within this zone.

**NR 46.30(2)(b) Cord Products - 128 cubic feet of wood, air and bark assuming careful piling.
1997 Rates - Effective Nov. 1, 1996**

	ZONES					
	1 SOUTHERN	2 GREEN BAY	3 MARINETTE	4 BLACK RIVER FALLS	5 LA CROSSE	6 EAU CLAIRE
Cedar	10.00	22.60	22.60	6.00	NA	6.00
Fir	NA	15.20	15.20	21.50	NA	21.50
Hemlock	NA	9.00	8.70	9.90	NA	9.90
Pine						
Jack*	30.80	34.70	34.90	21.90	25.00	21.90
Red*	14.00	22.00	28.00	24.40	20.00	23.80
White*	12.00	11.30	18.00	8.40	11.30	11.10
Spruce	5.50	12.50	21.00	12.00	9.70	9.60
Tamarack	11.60	18.00	30.60	5.50	5.50	5.50
Aspen	18.80	14.00	22.90	12.90	14.50	12.00
Birch	18.60	17.00	20.10	16.90	13.60	6.00
Basswood	5.40	10.40	10.40	5.40	5.40	5.40
Oak	10.30	15.60	17.00	8.90	12.20	9.50
Other Hardwood	14.10	15.80	17.80	11.30	14.70	8.00
Fuelwood	6.00	15.80	15.80	11.40	7.60	5.00

*A 30% reduction in the listed price will be applied to pine cordwood harvests in the following counties: Buffalo, Calumet, Crawford, Dane, Dodge, Door, Grant, Green, Iowa, Jefferson, Kenosha, Kewaunee, LaCrosse, LaFayette, Manitowoc, Ozaukee, Pepin, Pierce, Racine, Richland, Rock, Saint Croix, Trempealeau, Vernon, Walworth, Waukesha, and Winnebago.

	ZONES					
	7 WOODRUFF	8 ANTIGO	9 WISCONSIN RAPIDS	10 BRULE	11 CUMBER- LAND	12 PARK FALLS
Cedar	11.30	6.70	7.80	12.20	12.20	12.20
Fir	9.90	8.00	NA	14.10	6.20	11.30
Hemlock	9.80	10.60	NA	9.90	9.90	9.90
Pine						
Jack*	36.50	30.00	28.30	29.60	23.90	28.30
Red*	32.70	26.00	26.30	30.00	20.60	28.50
White*	14.60	11.30	16.30	20.00	9.40	17.00
Spruce	20.20	18.60	15.00	17.70	13.50	14.60
Tamarack	11.90	11.40	11.60	8.30	11.20	11.60
Aspen	21.90	15.00	10.90	15.00	19.70	16.80
Birch	20.00	14.00	8.90	14.40	12.30	15.80
Basswood	4.90	5.90	5.50	5.00	5.00	4.20
Oak	19.20	14.70	10.50	15.00	7.70	12.20
Other Hardwood	19.10	13.20	8.90	12.00	10.70	10.80
Fuelwood	7.00	8.50	6.70	8.80	5.00	6.20

*A 30% reduction in the listed price will be applied to pine cordwood harvests in the following counties: Buffalo, Calumet, Crawford, Dane, Dodge, Door, Grant, Green, Iowa, Jefferson, Kenosha, Kewaunee, LaCrosse, LaFayette, Manitowoc, Ozaukee, Pepin, Pierce, Racine, Richland, Rock, Saint Croix, Trempealeau, Vernon, Walworth, Waukesha, and Winnebago.

NA - Not Applicable - This species/product is not normally harvested within this zone.

**NR 46.30(2)(c) Piece products (stumpage value per piece).
1997 Rates - Effective Nov. 1, 1996**

	ZONES					
	1	2	3	4	5	6
	SOUTHERN	GREEN BAY	MARINETTE	BLACK RIVER FALLS	LA CROSSE	EAU CLAIRE
Posts & Poles						
7 and 8 ft.	0.36	0.64	0.60	0.61	0.55	0.36
10 and 12 ft.	1.08	1.92	1.79	1.83	1.64	1.08
14 and 16 ft.	1.80	3.20	2.98	3.05	2.73	1.80
18 and 20 ft.	3.58	6.36	5.91	6.06	5.42	3.58
21 and 30 ft.	5.13	9.12	8.48	8.70	7.77	5.13
31 and 40 ft.	8.86	15.76	14.65	15.02	13.42	8.86
41 and 50 ft.	13.26	23.57	21.91	22.47	20.07	13.26
51 and 60 ft.	18.31	32.56	30.27	31.03	27.72	18.31
61 and 70 ft.	23.95	42.58	39.58	40.58	36.26	23.95
Christmas Trees						
Unsheared	1.00	1.00	1.00	1.00	1.00	1.00
Sheared	3.50	3.50	3.50	3.50	3.50	3.50

	ZONES					
	7	8	9	10	11	12
	WOODRUFF	ANTIGO	WISCONSIN RAPIDS	BRULE	CUMBERLAND	PARK FALLS
Posts & Poles						
7 and 8 ft.	0.63	0.72	0.44	0.75	0.45	0.34
10 and 12 ft.	1.88	2.15	1.31	2.25	1.35	1.01
14 and 16 ft.	3.13	3.58	2.18	3.75	2.25	1.68
18 and 20 ft.	6.21	7.10	4.32	7.45	4.47	3.33
21 and 30 ft.	8.91	10.19	6.20	10.69	6.42	4.78
31 and 40 ft.	15.39	17.61	10.71	18.47	11.08	8.25
41 and 50 ft.	23.02	26.33	16.02	27.62	16.57	12.34
51 and 60 ft.	31.79	36.37	22.13	38.15	22.89	17.04
61 and 70 ft.	41.58	47.57	28.94	49.90	29.94	22.29
Christmas Trees						
Unsheared	1.00	1.00	1.00	1.00	1.00	1.00
Sheared	3.50	3.50	3.50	3.50	3.50	3.50

The foregoing rules were approved and adopted by the State of Wisconsin Natural Resources Board on July 24, 1996.


The rules shall take effect the first day of the month following publication in the Wisconsin administrative register as provided in s. 227.22(2)(intro.), Stats.

Dated at Madison, Wisconsin September 7, 1996

STATE OF WISCONSIN
DEPARTMENT OF NATURAL RESOURCES

By George E. Meyer
George E. Meyer, Secretary

(SEAL)



State of Wisconsin \ DEPARTMENT OF NATURAL RESOURCES


Tommy G. Thompson, Governor
George E. Meyer, Secretary

Box 7921
101 South Webster Street
Madison, Wisconsin 53707-7921
TELEPHONE 608-266-2621
FAX 608-267-3579
TDD 608-267-6897

September 4, 1996

IN REPLY REFER TO:

Mr. Gary L. Poulson
Assistant Revisor of Statutes
131 West Wilson Street - Suite 800
Madison, WI

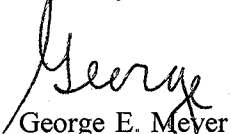


Dear Mr. Poulson:

Enclosed are two copies, including one certified copy, of State of Wisconsin Natural Resources Board Order No. FR-30-96. These rules were reviewed by the Assembly Committee on Natural Resources and the Senate Committee on Environmental Resources and Urban Affairs pursuant to s. 227.19, Stats. Summaries of the final regulatory flexibility analysis and comments of the legislative review committees are also enclosed.

You will note that this order takes effect following publication. Kindly publish it in the Administrative Code accordingly.

Sincerely,


George E. Meyer
Secretary

Enc.